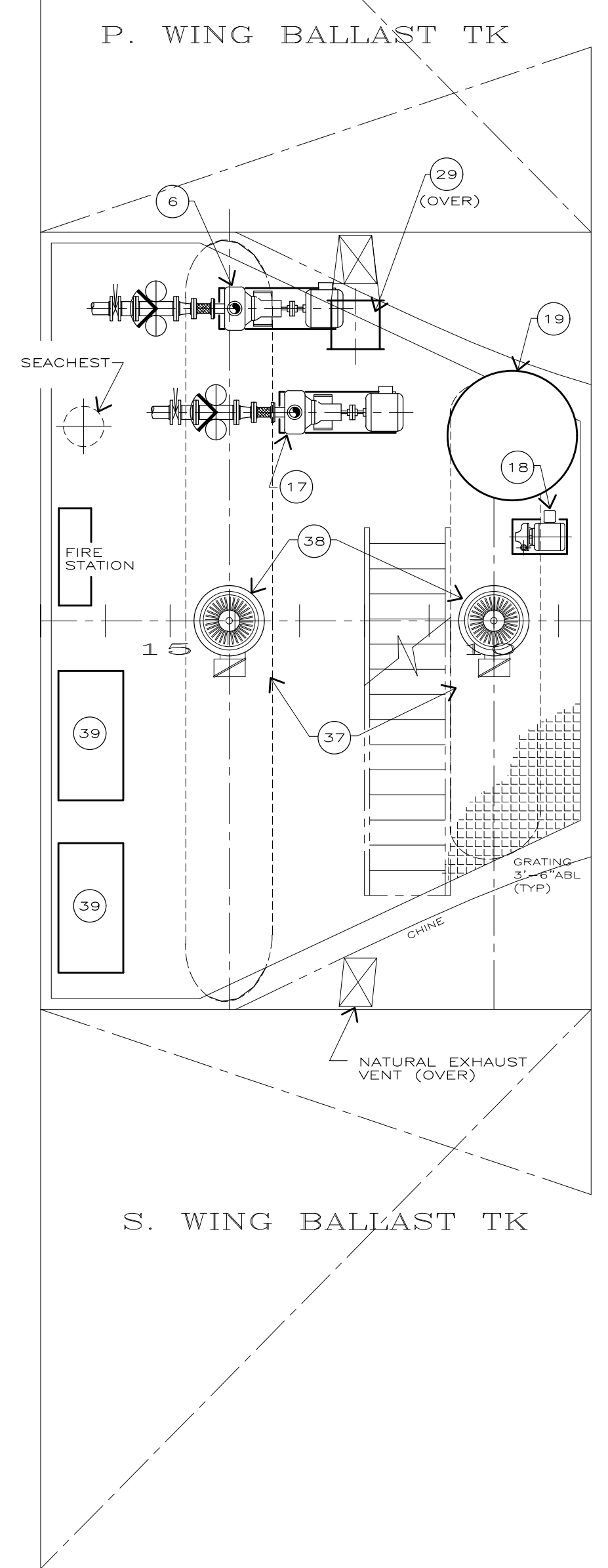
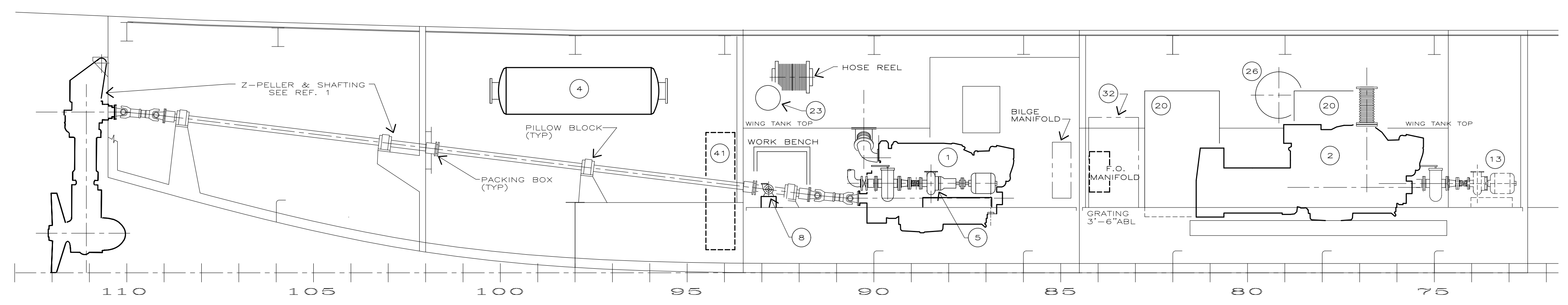
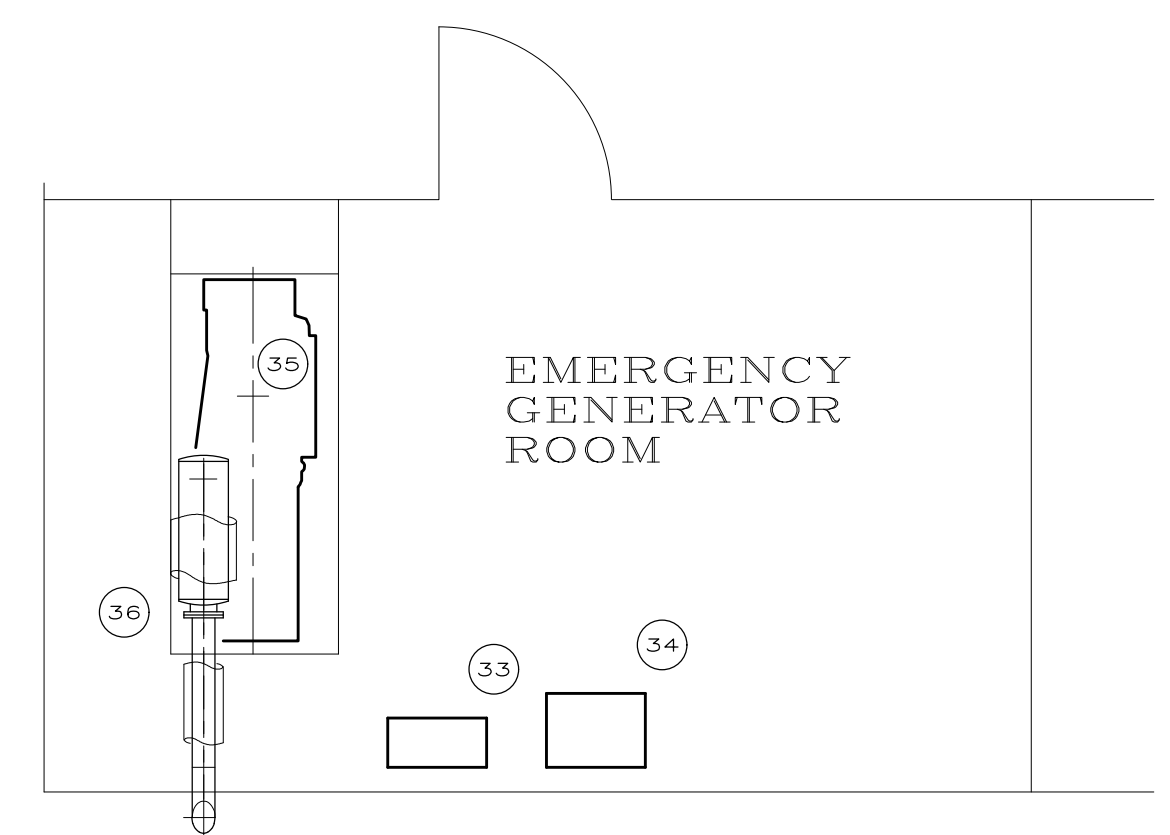


PLAN
LOWER DECK

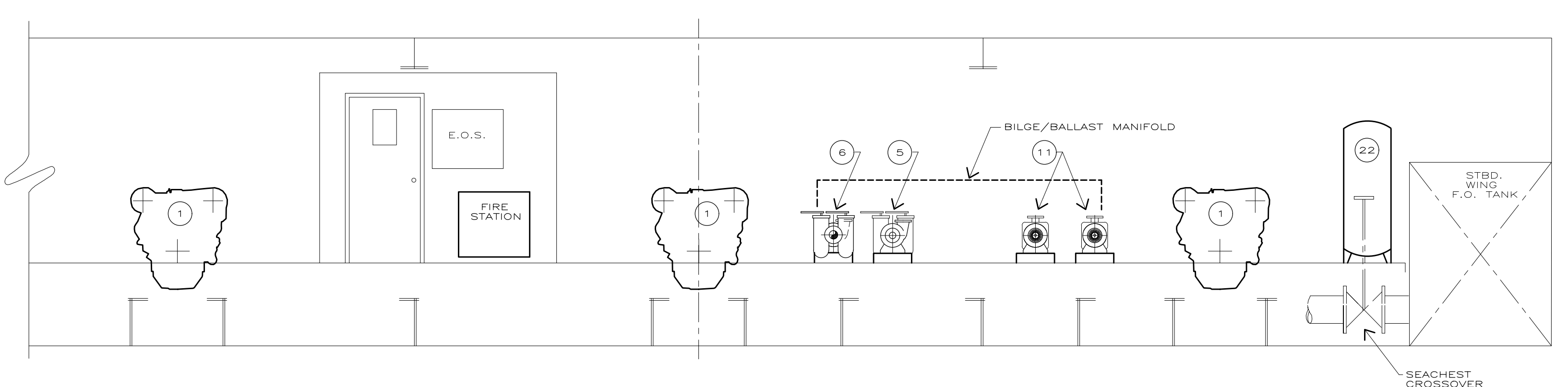


PLAN
3RD DECK

EQUIPMENT LIST		
NO	QTY	ITEM
1	3	MAIN ENGINE
2	3	GENERATOR
3	3	MAIN ENGINE SILENCER
4	3	GENERATOR SILENCER
5	2	BILGE PUMP
6	2	FIRE PUMP
7	1	OILY WATER SEPARATOR
8	2	BILGE STRIPPING PUMP
9	1	DIRTY OIL PUMP
10	1	FUEL OIL TRANSFER PUMP
11	2	SEWAGE PUMP
12	3	CHILL WATER CIRC. PUMP
13	3	A/C COOLING WATER PUMP
14	1	CHILLED WATER EXPANSION TANK
15	1	SANITARY PRESSURE SET
16	1	POTABLE WATER PRES. SET
17	1	FIRE SPRINKLER PUMP
18	1	F.W. CHARGE PUMP
19	1	SPRNKLR. PRESSURE TANK
20	2	A/C CHILLER UNIT
21	2	AIR COMPRESSOR
22	2	SHIPS SERV. AIR RECEIVER
23	1	CONTROL AIR RECEIVER
24	1	CONTROL AIR DRYER
25	1	SUPPLY FAN
26	1	SUPPLY FAN
27	1	EXHAUST FAN
28	1	EXHAUST FAN
29	1	SUPPLY FAN
30	1	SWITCHBOARD
31	1	TRANSFORMER, 400 KVA
32	1	TRANSFORMER, 500 KVA
33	1	EMERGENCY SWITCHBOARD
34	1	EMERGENCY TRANSFORMER
35	1	EMERGENCY GENERATOR
36	1	EMERGENCY GEN. SILENCER
37	2	BOW THRUSTER
38	2	BOW THRUSTER MOTOR
39	2	BOW THRUSTER DRIVE
40	1	LUBE OIL HAND PUMP
41	1	CO2 FLOODING SYSTEM



ELEVATION A-A



SECTION B-B

REFERENCES				REVISIONS			
NO.	DRAWING	NO.	BY	NO.	DATE	BY	CHK
2	BOW THRUSTER ARRANGEMENT	2996-M20	REL&A				
1	Z-PELLER ARRANGEMENT	2996-M21	REL&A				

NO.	DATE	BY	CHK
	9-3-93	SMW	MEP

RODNEY E. LAY & ASSOCIATES
 NAVAL ARCHITECTS
 13891 ATLANTIC BOULEVARD, JACKSONVILLE, FLORIDA 32225

This design, including specifications, drawings and its contents, are the exclusive property of Rodney E. Lay & Associates, and is furnished on a confidential basis with the expressed agreement that it will not be used, reproduced, copied, photographed or otherwise in any manner whatsoever in whole or in part, nor any item herein be built, manufactured or assembled with the aid thereof without the written agreement of Rodney E. Lay & Associates. The recipient agrees not to disclose to any other party information herein, nor to use such information except for the specific purpose contracted for.

240' X 77' CASINO VESSEL FOR ARGOSY - RIVERSIDE
 MACHINERY ARRANGEMENT
 SCALE 1/4"=1'-0" DATE 9-3-93 DRAWN BY SMW CHK MEP DWG. NO. 2996-M11 REV. 0